

# Bảng thông số sản phẩm

Thông số kỹ thuật



miniature plug in relay, Harmony Electromechanical Relays, 12A, 2CO, lockable test but to n 230V AC

RXM2AB1P7

## Main

Range Of Product	Harmony Electromechanical Relays
Series Name	Miniature
Product Or Component Type	Plug-in relay
Device Short Name	RXM
Contacts Type And Composition	2 C/O
[Uc] Control Circuit Voltage	230 V AC 50/60 Hz
Status Led	Without
Control Type	Lockable test button
Utilisation Coefficient	20 %

## Complementary

Shape Of Pin	Flat
[Ui] Rated Insulation Voltage	250 V conforming to IEC 300 V conforming to CSA 300 V conforming to UL
[Uimp] Rated Impulse Withstand Voltage	4 kV during 1.2/50 $\mu$ s
Contacts Material	AgNi
[Ie] Rated Operational Current	12 A at 28 V (DC) NO conforming to IEC 12 A at 250 V (AC) NO conforming to IEC 6 A at 28 V (DC) NC conforming to IEC 6 A at 250 V (AC) NC conforming to IEC 12 A at 28 V (DC) conforming to UL 12 A at 277 V (AC) conforming to UL
Continuous Output Current	10 A
Maximum Switching Voltage	250 V conforming to IEC
Resistive Rated Load	12 A at 250 V AC 12 A at 28 V DC
Maximum Switching Capacity	3000 VA/336 W
Minimum Switching Capacity	170 mW at 10 mA, 17 V
Operating Rate	$\leq$ 1200 cycles/hour under load $\leq$ 18000 cycles/hour no-load
Mechanical Durability	10000000 cycles
Electrical Durability	100000 cycles for resistive load
Average Coil Consumption In Va	1.2 at 60 Hz
Average Consumption	1.2 VA at 60 Hz

<b>Drop-Out Voltage Threshold</b>	>= 0.15 U <sub>c</sub>
<b>Operate Time</b>	20 ms
<b>Release Time</b>	20 ms
<b>Average Coil Resistance</b>	15000 Ohm at 20 °C +/- 15 %
<b>Rated Operational Voltage Limits</b>	184...253 V AC
<b>Safety Reliability Data</b>	B10d = 100000
<b>Protection Category</b>	RT I
<b>Test Levels</b>	Level A group mounting
<b>Operating Position</b>	Any position
<b>Net Weight</b>	0.037 kg
<b>Device Presentation</b>	Complete product

## Environment

<b>Dielectric Strength</b>	1300 V AC between contacts with micro disconnection 2000 V AC between coil and contact with basic insulation 2000 V AC between poles with basic insulation
<b>Product Certifications</b>	CSA UL GOST Lloyd's CE
<b>Standards</b>	IEC 61810-1 UL 508 CSA C22.2 No 14
<b>Ambient Air Temperature For Storage</b>	-40...85 °C
<b>Ambient Air Temperature For Operation</b>	-40...55 °C
<b>Vibration Resistance</b>	3 gn, amplitude = +/- 1 mm (f = 10...150 Hz)5 cycles in operation 5 gn, amplitude = +/- 1 mm (f = 10...150 Hz)5 cycles not operating
<b>Ip Degree Of Protection</b>	IP40 conforming to IEC 60529
<b>Shock Resistance</b>	10 gn for in operation 30 gn for not operating
<b>Pollution Degree</b>	3

## Packing Units

<b>Unit Type Of Package 1</b>	PCE
<b>Number Of Units In Package 1</b>	1
<b>Package 1 Height</b>	2.1 cm
<b>Package 1 Width</b>	2.2 cm
<b>Package 1 Length</b>	4.7 cm
<b>Package 1 Weight</b>	35 g
<b>Unit Type Of Package 2</b>	BB1
<b>Number Of Units In Package 2</b>	10
<b>Package 2 Height</b>	3 cm
<b>Package 2 Width</b>	10.2 cm
<b>Package 2 Length</b>	12.5 cm
<b>Package 2 Weight</b>	382 g

Unit Type Of Package 3	S02
Number Of Units In Package 3	240
Package 3 Height	15 cm
Package 3 Width	30 cm
Package 3 Length	40 cm
Package 3 Weight	9.695 kg

## Contractual warranty

Warranty	18 months
----------	-----------

## Bền vững

Nhãn **Green Premium™** là cam kết của Schneider Electric trong việc cung cấp sản phẩm với hiệu suất môi trường tốt nhất. Green Premium cam kết tuân thủ các quy định mới nhất, minh bạch về tác động môi trường, cũng như các sản phẩm tuần hoàn và CO<sub>2</sub> thấp.

**Hướng dẫn đánh giá tính bền vững của sản phẩm** là tài liệu kỹ thuật phổ thông giúp làm rõ các tiêu chuẩn nhân sinh thái toàn cầu và cách diễn giải việc khai báo môi trường.



Minh bạch [RoHS/REACH](#)

## Hiệu suất sức khỏe

- Reach Free Of Svhc

---

- Toxic Heavy Metal Free

---

- Mercury Free

---

- Rohs Exemption Information [Yes](#)

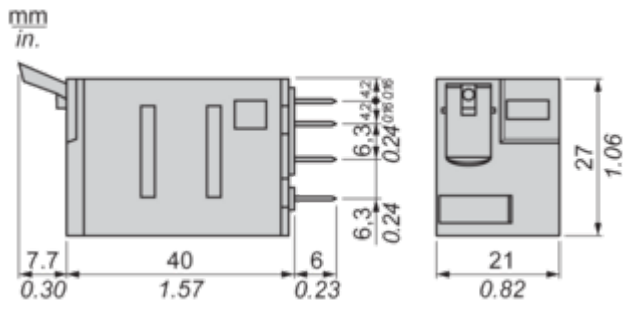
---

## Chứng nhận & Tiêu chuẩn

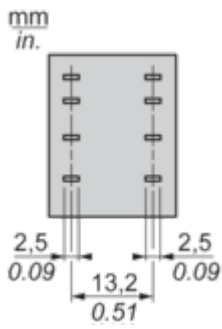
<b>Reach Regulation</b>	<a href="#">REACH Declaration</a>
<b>Eu Rohs Directive</b>	Pro-active compliance (Product out of EU RoHS legal scope) <a href="#">EU RoHS Declaration</a>
<b>China Rohs Regulation</b>	<a href="#">China RoHS declaration</a>
<b>Environmental Disclosure</b>	<a href="#">Product Environmental Profile</a>
<b>Weee</b>	The product must be disposed on European Union markets following specific waste collection and never end up in rubbish bins
<b>Circularity Profile</b>	<a href="#">End of Life Information</a>

**Dimensions**

---

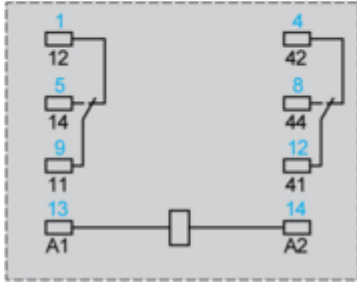
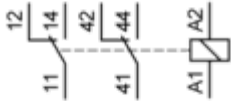


Pin Side View



**Wiring Diagram**

---

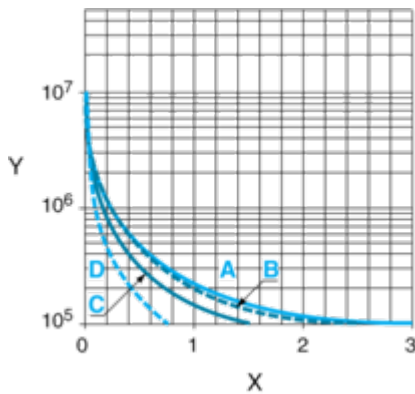


Symbols shown in blue correspond to Nema marking.

**Electrical Durability of Contacts**

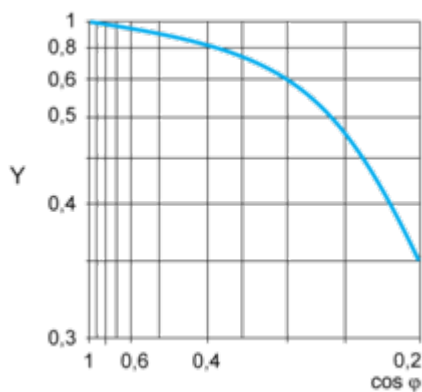
---

**Durability (inductive load) = durability (resistive load) x reduction coefficient.**  
Resistive AC load

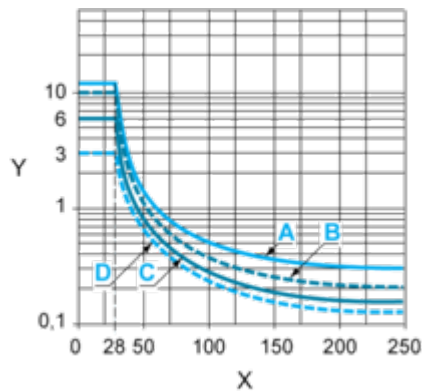


- X Switching capacity (kVA)
- Y Durability (Number of operating cycles)
- A RXM2AB...
- B RXM3AB...
- C RXM4AB...
- D RXM4GB...

Reduction coefficient for inductive AC load (depending on power factor  $\cos \phi$ )



- Y Reduction coefficient (A)
- Maximum switching capacity on resistive DC load



- X Voltage DC
- Y Current DC
- A RXM2AB...
- B RXM3AB...
- C RXM4AB...

# Bảng thông số sản phẩm

## RXM2AB1P7

D RXM4GB...

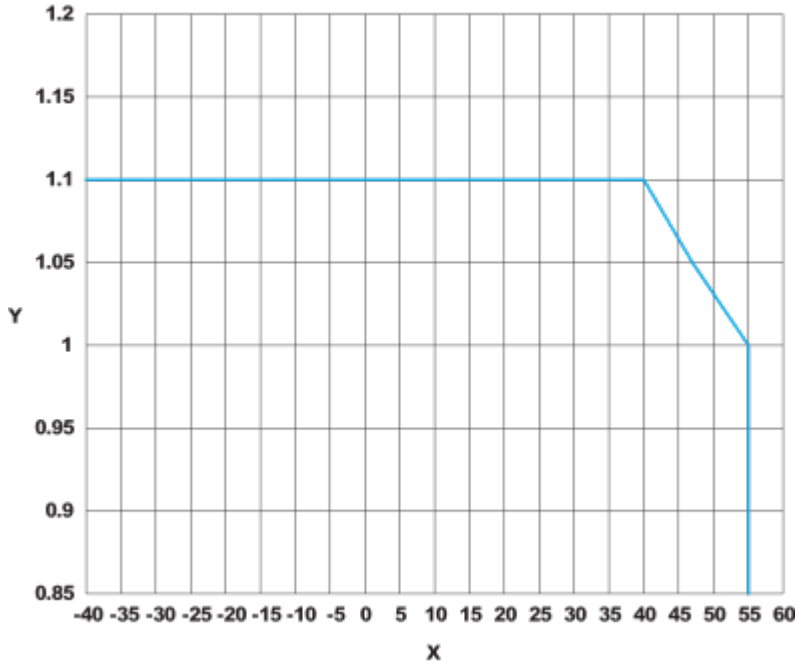
**Note** : These are typical curves, actual durability depends on load, environment, duty cycle, etc.

For inductive load, to increase relay life cycles, please add a proper load protection circuit (eg: RC protection/Varistor/free Wheeling diode -DC load only- ).

For low level loads (below 10mA), we recommend to use RXM\*GB series with bifurcated contacts relays instead.



AC Coil Voltage and Operating Temperature under continuous duty



X : Operating temperature (°C)  
Y : AC coil voltage (UC)