

# Product data sheet

Specifications



miniature plug in relay, Harmony Electromechanical Relays, 12A, 2CO, with LED, lockable test but to n, 48V DC

RXM2AB2ED

Product availability: Stock - Normally stocked in distribution facility

**Price\*: 7.56 USD**

## Main

Range Of Product	Harmony Electromechanical Relays
Series Name	Miniature
Product Or Component Type	Plug-in relay
Device Short Name	RXM
Contacts Type And Composition	2 C/O
[Uc] Control Circuit Voltage	48 V DC
Status Led	With
Control Type	Lockable test button
Utilisation Coefficient	20 %

## Complementary

Shape Of Pin	Flat
[Ui] Rated Insulation Voltage	250 V IEC 300 V CSA 300 V UL
[Uimp] Rated Impulse Withstand Voltage	4 kV 1.2/50 µs
Contacts Material	AgNi
[Ie] Rated Operational Current	12 A 28 V DC) NO IEC 12 A 250 V AC) NO IEC 6 A 28 V DC) NC IEC 6 A 250 V AC) NC IEC 12 A 28 V DC) UL 12 A 277 V AC) UL
Continuous Output Current	10 A
Maximum Switching Voltage	250 V IEC
Resistive Rated Load	12 A 250 V AC 12 A 28 V DC
Maximum Switching Capacity	3000 VA/336 W
Minimum Switching Capacity	170 mW 10 mA, 17 V
Operating Rate	<= 1200 cycles/hour under load <= 18000 cycles/hour no-load
Mechanical Durability	10000000 cycles
Electrical Durability	100000 cycles resistive
Average Coil Consumption	0.9 W

Price is "List Price" and may be subject to a trade discount – check with your local distributor or retailer for actual price.

<b>Drop-Out Voltage Threshold</b>	>= 0.1 Uc
<b>Operate Time</b>	20 ms
<b>Release Time</b>	20 ms
<b>Average Coil Resistance</b>	2560 Ohm 20 °C +/- 10 %
<b>Rated Operational Voltage Limits</b>	38.4...52.8 V DC
<b>Safety Reliability Data</b>	B10d = 100000
<b>Protection Category</b>	RT I
<b>Test Levels</b>	Level A group mounting
<b>Operating Position</b>	Any position
<b>Cad Overall Height</b>	3.26 in (82.8 mm)
<b>Cad Overall Depth</b>	3.16 in (80.35 mm)
<b>Net Weight</b>	0.08 lb(US) (0.037 kg)
<b>Device Presentation</b>	Complete product

## Environment

<b>Dielectric Strength</b>	1300 V AC between contacts with micro disconnection 2000 V AC between coil and contact with basic insulation 2000 V AC between poles with basic insulation
<b>Product Certifications</b>	GOST CE CSA UL Lloyd's
<b>Standards</b>	CSA C22.2 No 14 IEC 61810-1 UL 508
<b>Ambient Air Temperature For Storage</b>	-40...185 °F (-40...85 °C)
<b>Ambient Air Temperature For Operation</b>	-40...131 °F (-40...55 °C)
<b>Vibration Resistance</b>	3 gn +/- 1 mm 10...150 Hz)5 cycles in operation 5 gn +/- 1 mm 10...150 Hz)5 cycles not operating
<b>Ip Degree Of Protection</b>	IP40 conforming to IEC 60529
<b>Shock Resistance</b>	10 gn in operation 30 gn not operating
<b>Pollution Degree</b>	3

## Ordering and shipping details

<b>Category</b>	21127-ZELIO ICE CUBE RELAYS
<b>Discount Schedule</b>	CP2
<b>Gtin</b>	3389119403498
<b>Returnability</b>	No
<b>Country Of Origin</b>	ID

## Packing Units

<b>Unit Type Of Package 1</b>	PCE
<b>Number Of Units In Package 1</b>	1
<b>Package 1 Height</b>	0.83 in (2.1 cm)

<b>Package 1 Width</b>	1.06 in (2.7 cm)
<b>Package 1 Length</b>	1.81 in (4.6 cm)
<b>Package 1 Weight</b>	1.31 oz (37 g)
<b>Unit Type Of Package 2</b>	BB1
<b>Number Of Units In Package 2</b>	10
<b>Package 2 Height</b>	1.18 in (3 cm)
<b>Package 2 Width</b>	4.06 in (10.3 cm)
<b>Package 2 Length</b>	4.92 in (12.5 cm)
<b>Package 2 Weight</b>	13.76 oz (390 g)
<b>Unit Type Of Package 3</b>	S02
<b>Number Of Units In Package 3</b>	240
<b>Package 3 Height</b>	5.91 in (15 cm)
<b>Package 3 Width</b>	11.81 in (30 cm)
<b>Package 3 Length</b>	15.75 in (40 cm)
<b>Package 3 Weight</b>	21.70 lb(US) (9.841 kg)

## Contractual warranty

<b>Warranty</b>	18 months
-----------------	-----------

## Sustainability

**Green Premium™** label is Schneider Electric's commitment to delivering products with best-in-class environmental performance. Green Premium promises compliance with the latest regulations, transparency on environmental impacts, as well as circular and low-CO<sub>2</sub> products.

**Guide to assessing product sustainability** is a white paper that clarifies global eco-label standards and how to interpret environmental declarations.

[Learn more about Green Premium >](#)

[Guide to assess a product's sustainability >](#)



Transparency RoHS/REACH

## Well-being performance

Reach Free Of Svhc

Toxic Heavy Metal Free

Mercury Free

Rohs Exemption Information Yes

## Certifications & Standards

**Reach Regulation**

[REACH Declaration](#)

**Eu Rohs Directive**

Pro-active compliance (Product out of EU RoHS legal scope)

[EU RoHS Declaration](#)

**China Rohs Regulation**

[China RoHS declaration](#)

**Environmental Disclosure**

[Product Environmental Profile](#)

**Weee**

The product must be disposed on European Union markets following specific waste collection and never end up in rubbish bins.

**Circularity Profile**

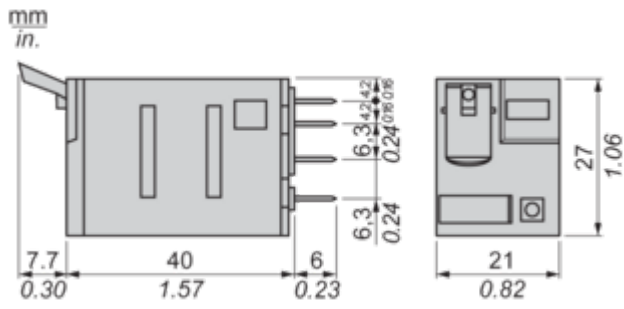
[End of Life Information](#)

**California Proposition 65**

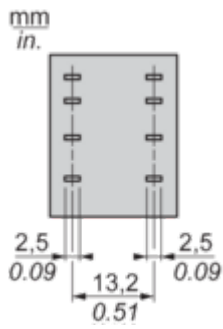
WARNING: This product can expose you to chemicals including: Nickel compounds, which is known to the State of California to cause cancer, and Di-isodecyl phthalate (DIDP), which is known to the State of California to cause birth defects or other reproductive harm. For more information go to [www.P65Warnings.ca.gov](http://www.P65Warnings.ca.gov)

Dimensions

---

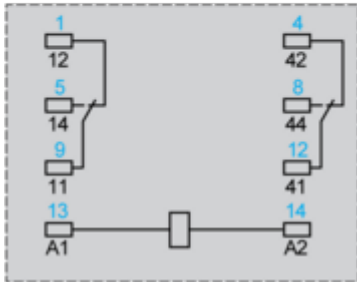
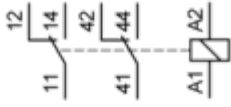


Pin Side View



### Wiring Diagram

---



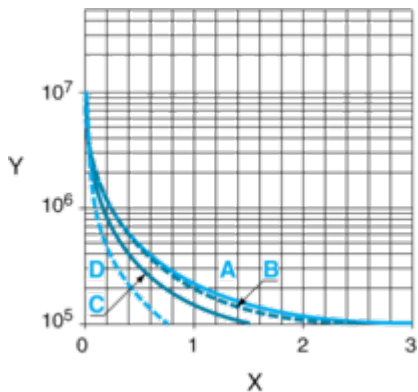
Symbols shown in blue correspond to Nema marking.

Performance Curves

Electrical Durability of Contacts

Durability (inductive load) = durability (resistive load) x reduction coefficient.

Resistive AC load



X Switching capacity (kVA)

Y Durability (Number of operating cycles)

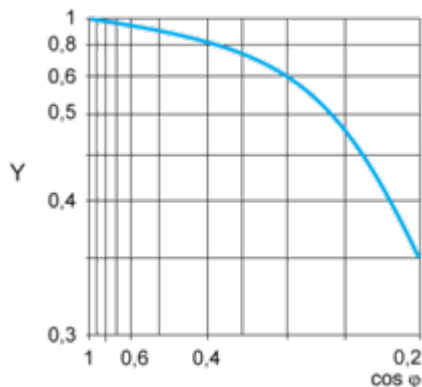
A RXM2AB...

B RXM3AB...

C RXM4AB...

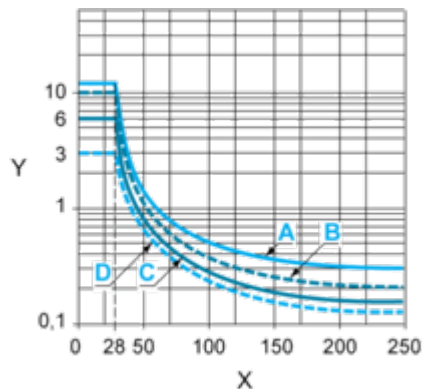
D RXM4GB...

Reduction coefficient for inductive AC load (depending on power factor cos φ)



Y Reduction coefficient (A)

Maximum switching capacity on resistive DC load



X Voltage DC

Y Current DC

A RXM2AB...

B RXM3AB...

C RXM4AB...

D RXM4GB...

## D RXM4GB...

**Note** : These are typical curves, actual durability depends on load, environment, duty cycle, etc.

For inductive load, to increase relay life cycles, please add a proper load protection circuit (eg: RC protection/Varistor/free Wheeling diode -DC load only- ).

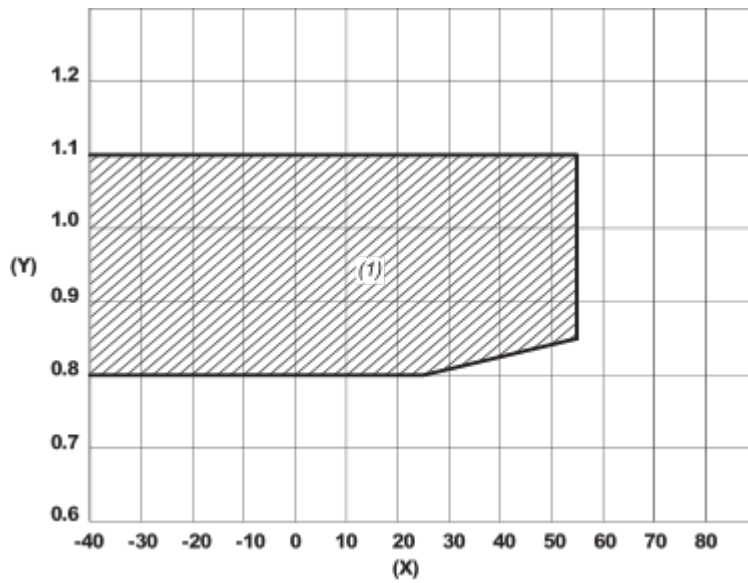
For low level loads (below 10mA), we recommend to use RXM\*GB series with bifurcated contacts relays instead.



Coil Operating Range

---

DC Coil Operating Range VS Ambient Temperature



X : Ambient temperature (°C)

Y : AC coil voltage (U/Uc)

(1) Permitted operating range area