

# Bảng thông số sản phẩm

Thông số kỹ thuật



## Miniature plug in relay, Harmony, 5A, 2CO, without LED, 24V AC

RXM2LB1B7

### Main

Range Of Product	Harmony Electromechanical Relays
Series Name	Miniature
Product Or Component Type	Plug-in relay
Device Short Name	RXM
Coil Interference Suppression	Without
Utilisation Coefficient	20 %
Sale Per Indivisible Quantity	10

### Complementary

Contacts Type And Composition	2 C/O
Contact Operation	Standard
[Uc] Control Circuit Voltage	24 V AC 50/60 Hz
[Ithe] Conventional Enclosed Thermal Current	5 A at -40...55 °C
Status Led	Without
Control Type	Without push-button
[Ui] Rated Insulation Voltage	250 V conforming to IEC
[Uimp] Rated Impulse Withstand Voltage	4 kV during 1.2/50 µs conforming to IEC 61810-7
Contacts Material	Silver alloy (Ag/Ni)
[Ie] Rated Operational Current	5 A (AC-1/DC-1) NO conforming to IEC 2.5 A (AC-1/DC-1) NC conforming to IEC 1 A at 28 V (DC-13) NO
Minimum Switching Current	10 mA
Maximum Switching Voltage	250 V AC 28 V DC
Minimum Switching Voltage	17 V
Load Current	5 A at 250 V AC 5 A at 28 V DC
Maximum Switching Capacity	1250 VA AC 140 W DC
Minimum Switching Capacity	170 mW
Operating Rate	<= 1200 cycles/hour under load <= 18000 cycles/hour no-load
Mechanical Durability	10000000 cycles

<b>Electrical Durability</b>	100000 cycles for resistive load 50000 cycles, 1 A at 28 V, DC-13 NO
<b>Average Coil Consumption In Va</b>	1.2 AC
<b>Drop-Out Voltage Threshold</b>	>= 0.15 U <sub>c</sub> AC
<b>Operating Time</b>	20 ms between coil de-energisation and making of the Off-delay contact 20 ms between coil energisation and making of the On-delay contact
<b>Average Resistance</b>	180 Ohm at 23 °C +/- 10 %
<b>Rated Operational Voltage Limits</b>	19.2...26.4 V AC
<b>Protection Category</b>	RT I
<b>Test Levels</b>	Level A group mounting
<b>Operating Position</b>	Any position
<b>Cad Overall Width</b>	21 mm
<b>Cad Overall Height</b>	27 mm
<b>Cad Overall Depth</b>	46 mm
<b>Net Weight</b>	0.033 kg
<b>Dielectric Strength</b>	2000 V AC between coil and contact with basic insulation 2000 V AC between poles with basic insulation 1000 V AC between contacts with micro disconnection
<b>Safety Reliability Data</b>	B10d = 100000

## Environment

<b>Standards</b>	CE IEC 61810-1 (iss. 2)
<b>Ambient Air Temperature For Storage</b>	-40...85 °C
<b>Ambient Air Temperature For Operation</b>	-40...55 °C
<b>Vibration Resistance</b>	3 gn, amplitude = +/- 1 mm (f = 10...50 Hz)operating conforming to IEC 60068-2-6 6 gn, amplitude = +/- 1 mm (f = 10...50 Hz)not operating conforming to IEC 60068-2-6
<b>Ip Degree Of Protection</b>	IP40 conforming to IEC 60529
<b>Pollution Degree</b>	3
<b>Shock Resistance</b>	30 gn for not operating conforming to IEC 60068-2-27 10 gn for in operation conforming to IEC 60068-2-27

## Packing Units

<b>Unit Type Of Package 1</b>	PCE
<b>Number Of Units In Package 1</b>	1
<b>Package 1 Height</b>	2.099 cm
<b>Package 1 Width</b>	2.751 cm
<b>Package 1 Length</b>	4.596 cm
<b>Package 1 Weight</b>	36.0 g
<b>Unit Type Of Package 2</b>	BB1
<b>Number Of Units In Package 2</b>	10
<b>Package 2 Height</b>	3.0 cm
<b>Package 2 Width</b>	10.9 cm
<b>Package 2 Length</b>	13.2 cm

Package 2 Weight	341.0 g
Unit Type Of Package 3	CAR
Number Of Units In Package 3	270
Package 3 Height	14.7 cm
Package 3 Width	30.0 cm
Package 3 Length	40.0 cm
Package 3 Weight	9.66 kg

## Contractual warranty

Warranty	18 months
----------	-----------

## Bền vững

**Nhãn Green Premium™** là cam kết của Schneider Electric trong việc mang lại các sản phẩm với hiệu suất môi trường tốt nhất. Green Premium hứa hẹn tuân thủ các quy định mới nhất, minh bạch về tác động môi trường, cũng như các sản phẩm thông minh và ít CO<sub>2</sub>.

[Tìm hiểu thêm >](#)



Minh bạch RoHS/REACH

## Hiệu suất sức khỏe

Reach Free Of Svhc

Toxic Heavy Metal Free

Mercury Free

Rohs Exemption Information [Yes](#)

## Chứng nhận & Tiêu chuẩn

Reach Regulation

[REACH Declaration](#)

Eu Rohs Directive

Pro-active compliance (Product out of EU RoHS legal scope)

[EU RoHS Declaration](#)

China Rohs Regulation

[China RoHS declaration](#)

Environmental Disclosure

[Product Environmental Profile](#)

Weee

The product must be disposed on European Union markets following specific waste collection and never end up in rubbish bins

Circularity Profile

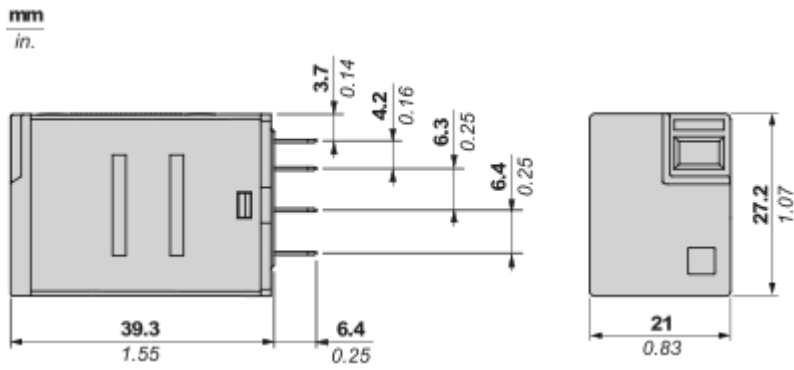
[End of Life Information](#)

# Bảng thông số sản phẩm

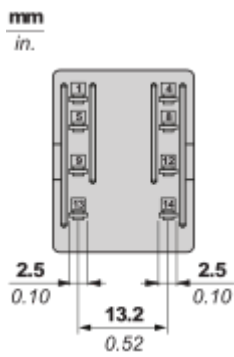
# RXM2LB1B7

## Dimensions Drawings

### Dimensions



### Pin Side View



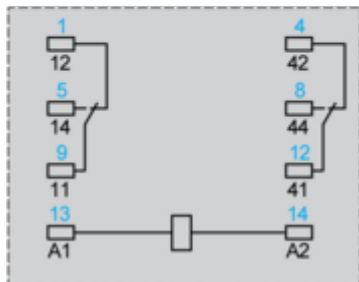
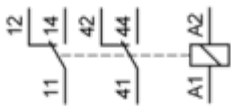
# Bảng thông số sản phẩm

# RXM2LB1B7

## Connections and Schema

### Wiring Diagram

---



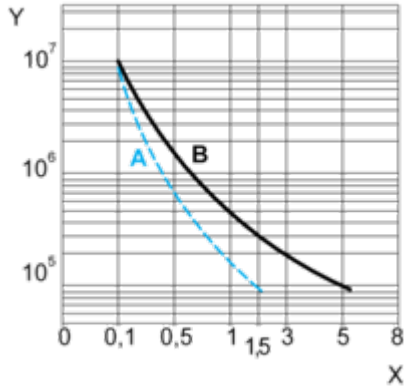
Symbols shown in blue correspond to Nema marking.

### Electrical Durability of Contacts

---

**Durability (inductive load) = durability (resistive load) x reduction coefficient.**

For 2 Poles Relay



X : Contact current (A)

Y : Durability (Number of operating cycles)

A : Inductive load

B : Resistive load

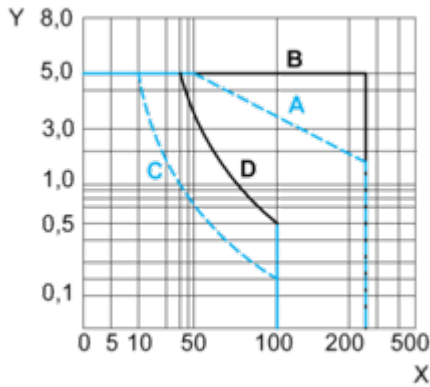
**Note** : These are typical curves, actual durability depends on load, environment, duty cycle, etc.

For inductive load, to increase relay life cycles, please add a proper load protection circuit (eg: RC protection/Varistor/free Wheeling diode -DC load only- )

## Maximum Switching Capacity

---

For 2 Poles Relay



X : Contact voltage (v)

Y : Contact current (A)

A : Inductive AC load

B : Resistive AC load

C : Inductive DC load

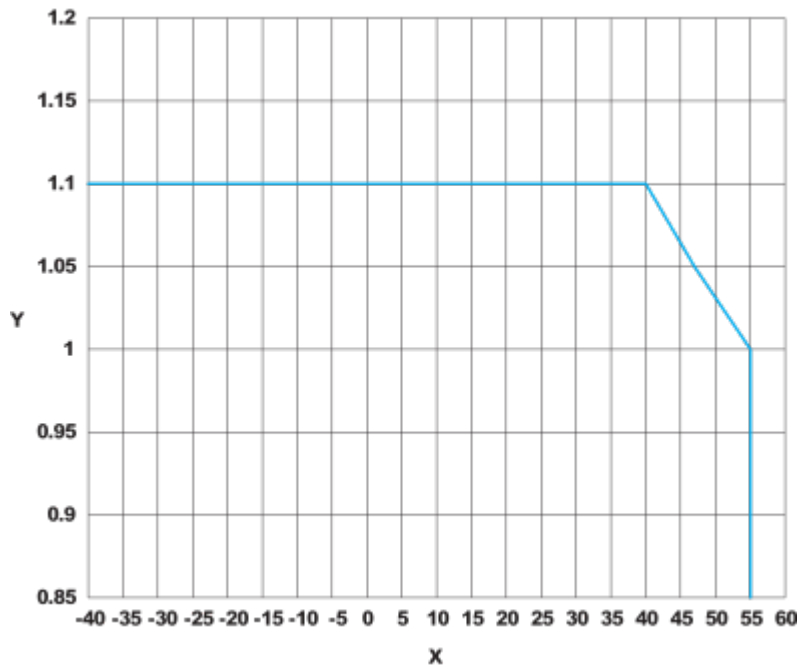
D : Resistive DC load

**Note :** These are typical curves, actual durability depends on load, environment, duty cycle, etc.

For inductive load, to increase relay life cycles, please add a proper load protection circuit (eg: RC protection/Varistor/free Wheeling diode -DC load only- )



AC Coil Voltage and Operating Temperature under continuous duty



X : Operating temperature (°C)

Y : AC coil voltage (UC)