

Bảng thông số sản phẩm

Thông số kỹ thuật



Miniature plug in relay, Harmony, 5A, 2CO, without LED, 120V AC

RXM2LB1F7

Main

Range Of Product	Harmony Electromechanical Relays
Series Name	Miniature
Product Or Component Type	Plug-in relay
Device Short Name	RXM
Coil Interference Suppression	Without
Utilisation Coefficient	20 %
Sale Per Indivisible Quantity	10

Complementary

Contacts Type And Composition	2 C/O
Contact Operation	Standard
[Uc] Control Circuit Voltage	120 V AC 50/60 Hz
[Ithe] Conventional Enclosed Thermal Current	5 A at -40...55 °C
Status Led	Without
Control Type	Without push-button
[Ui] Rated Insulation Voltage	250 V conforming to IEC
[Uimp] Rated Impulse Withstand Voltage	4 kV during 1.2/50 µs conforming to IEC 61810-7
Contacts Material	Silver alloy (Ag/Ni)
[Ie] Rated Operational Current	5 A (AC-1/DC-1) NO conforming to IEC 2.5 A (AC-1/DC-1) NC conforming to IEC 1 A at 28 V (DC-13) NO
Minimum Switching Current	10 mA
Maximum Switching Voltage	250 V AC 28 V DC
Minimum Switching Voltage	17 V
Load Current	5 A at 250 V AC 5 A at 28 V DC
Maximum Switching Capacity	1250 VA AC 140 W DC
Minimum Switching Capacity	170 mW
Operating Rate	<= 1200 cycles/hour under load <= 18000 cycles/hour no-load
Mechanical Durability	10000000 cycles

Electrical Durability	100000 cycles for resistive load 50000 cycles, 1 A at 28 V, DC-13 NO
Average Coil Consumption In Va	1.2 AC
Drop-Out Voltage Threshold	>= 0.15 U _c AC
Operating Time	20 ms between coil de-energisation and making of the Off-delay contact 20 ms between coil energisation and making of the On-delay contact
Average Resistance	4430 Ohm at 23 °C +/- 10 %
Rated Operational Voltage Limits	96...132 V AC
Protection Category	RT I
Test Levels	Level A group mounting
Operating Position	Any position
Cad Overall Width	21 mm
Cad Overall Height	27 mm
Cad Overall Depth	46 mm
Net Weight	0.031 kg
Dielectric Strength	2000 V AC between coil and contact with basic insulation 2000 V AC between poles with basic insulation 1000 V AC between contacts with micro disconnection
Safety Reliability Data	B10d = 100000

Environment

Standards	CE IEC 61810-1 (iss. 2)
Ambient Air Temperature For Storage	-40...85 °C
Ambient Air Temperature For Operation	-40...55 °C
Vibration Resistance	3 gn, amplitude = +/- 1 mm (f = 10...50 Hz)operating conforming to IEC 60068-2-6 6 gn, amplitude = +/- 1 mm (f = 10...50 Hz)not operating conforming to IEC 60068-2-6
Ip Degree Of Protection	IP40 conforming to IEC 60529
Pollution Degree	3
Shock Resistance	30 gn for not operating conforming to IEC 60068-2-27 10 gn for in operation conforming to IEC 60068-2-27

Packing Units

Unit Type Of Package 1	PCE
Number Of Units In Package 1	1
Package 1 Height	2.000 cm
Package 1 Width	2.500 cm
Package 1 Length	4.500 cm
Package 1 Weight	32.000 g
Unit Type Of Package 2	BB1
Number Of Units In Package 2	10
Package 2 Height	3.000 cm
Package 2 Width	10.500 cm
Package 2 Length	12.500 cm

Package 2 Weight	348.000 g
Unit Type Of Package 3	S02
Number Of Units In Package 3	270
Package 3 Height	15.000 cm
Package 3 Width	30.000 cm
Package 3 Length	40.000 cm
Package 3 Weight	9.649 kg

Contractual warranty

Warranty	18 months
----------	-----------

Bền vững

Nhãn **Green Premium™** là cam kết của Schneider Electric trong việc mang lại các sản phẩm với hiệu suất môi trường tốt nhất. Green Premium hứa hẹn tuân thủ các quy định mới nhất, minh bạch về tác động môi trường, cũng như các sản phẩm thông minh và ít CO₂.

[Tìm hiểu thêm >](#)



Minh bạch [RoHS/REACH](#)

Hiệu suất sức khỏe

Reach Free Of Svhc

Toxic Heavy Metal Free

Mercury Free

Rohs Exemption Information [Yes](#)

Chứng nhận & Tiêu chuẩn

Reach Regulation

[REACH Declaration](#)

Eu Rohs Directive

Pro-active compliance (Product out of EU RoHS legal scope)

[EU RoHS Declaration](#)

China Rohs Regulation

[China RoHS declaration](#)

Environmental Disclosure

[Product Environmental Profile](#)

Weee

The product must be disposed on European Union markets following specific waste collection and never end up in rubbish bins

Circularity Profile

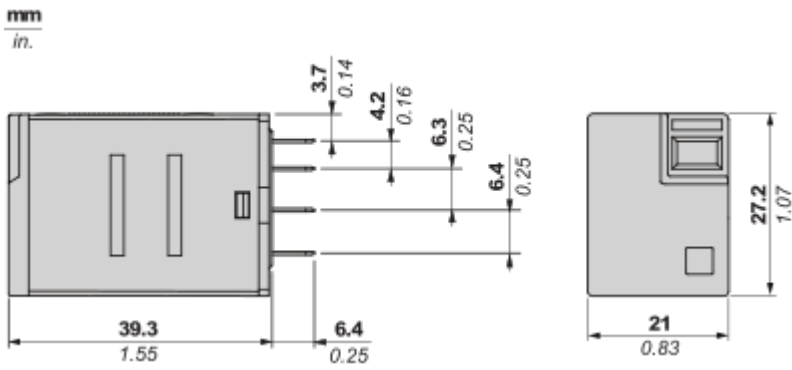
[End of Life Information](#)

Bảng thông số sản phẩm

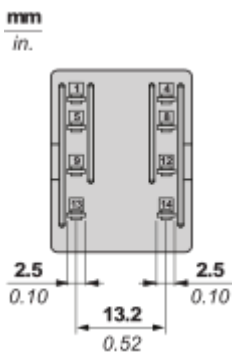
RXM2LB1F7

Dimensions Drawings

Dimensions



Pin Side View

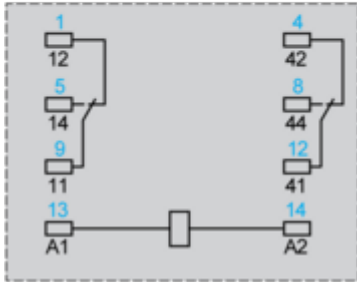
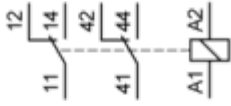


Bảng thông số sản phẩm

RXM2LB1F7

Connections and Schema

Wiring Diagram

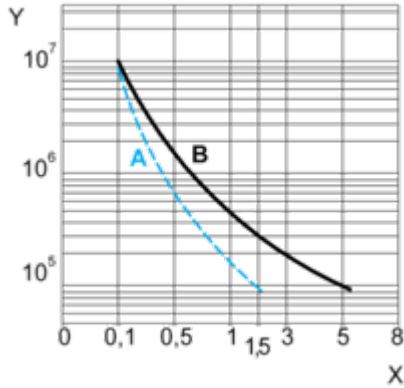


Symbols shown in blue correspond to Nema marking.

Electrical Durability of Contacts

Durability (inductive load) = durability (resistive load) x reduction coefficient.

For 2 Poles Relay



X : Contact current (A)

Y : Durability (Number of operating cycles)

A : Inductive load

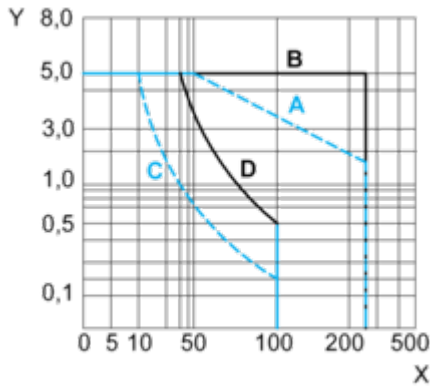
B : Resistive load

Note : These are typical curves, actual durability depends on load, environment, duty cycle, etc.

For inductive load, to increase relay life cycles, please add a proper load protection circuit (eg: RC protection/Varistor/free Wheeling diode -DC load only-)

Maximum Switching Capacity

For 2 Poles Relay



X : Contact voltage (v)

Y : Contact current (A)

A : Inductive AC load

B : Resistive AC load

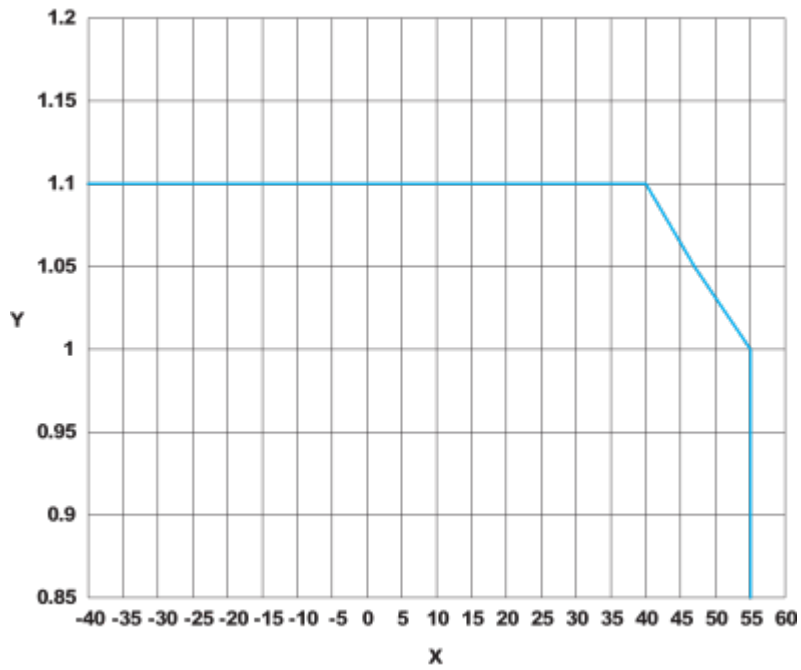
C : Inductive DC load

D : Resistive DC load

Note : These are typical curves, actual durability depends on load, environment, duty cycle, etc.

For inductive load, to increase relay life cycles, please add a proper load protection circuit (eg: RC protection/Varistor/free Wheeling diode -DC load only-)

AC Coil Voltage and Operating Temperature under continuous duty



X : Operating temperature (°C)

Y : AC coil voltage (UC)