

# Bảng thông số sản phẩm

Thông số kỹ thuật



## Miniature plug in relay, Harmony, 3A, 4CO, with LED, 36V DC

RXM4LB2CD

### Main

Range of product	Harmony Electromechanical Relays
Series name	Miniature
Product or component type	Plug-in relay
Device short name	RXM
Coil interference suppression	Without
Utilisation coefficient	20 %
Sale per indivisible quantity	10

### Complementary

Contacts type and composition	4 C/O
Contact operation	Standard
[Uc] control circuit voltage	36 V DC
[I <sub>the</sub> ] conventional enclosed thermal current	3 A at -40...55 °C
Status LED	With
Control type	Without push-button
[Ui] rated insulation voltage	250 V conforming to IEC
[U <sub>imp</sub> ] rated impulse withstand voltage	2.5 kV during 1.2/50 µs conforming to IEC 61810-7
Contacts material	Silver alloy (Ag/Ni)
[I <sub>e</sub> ] rated operational current	3 A (AC-1/DC-1) NO conforming to IEC 1.5 A (AC-1/DC-1) NC conforming to IEC
Minimum switching current	10 mA
Maximum switching voltage	250 V AC 28 V DC
Minimum switching voltage	17 V
Load current	3 A at 250 V AC 3 A at 28 V DC
Maximum switching capacity	750 VA AC 84 W DC
Minimum switching capacity	170 mW
Operating rate	<= 1200 cycles/hour under load <= 18000 cycles/hour no-load

<b>Mechanical durability</b>	10000000 cycles
<b>Electrical durability</b>	100000 cycles for resistive load
<b>Average coil consumption</b>	0.9 W, DC
<b>Drop-out voltage threshold</b>	$\geq 0.1 U_c$ DC
<b>Operating time</b>	20 ms between coil de-energisation and making of the Off-delay contact 20 ms between coil energisation and making of the On-delay contact
<b>Average resistance</b>	1500 Ohm at 23 °C +/- 10 %
<b>Rated operational voltage limits</b>	28.8...39.6 V DC
<b>Protection category</b>	RT I
<b>Test levels</b>	Level A group mounting
<b>Operating position</b>	Any position
<b>CAD overall width</b>	21 mm
<b>CAD overall height</b>	27 mm
<b>CAD overall depth</b>	46 mm
<b>Net weight</b>	0.036 kg
<b>Dielectric strength</b>	2000 V AC between coil and contact with basic insulation 2000 V AC between poles with basic insulation 1000 V AC between contacts with micro disconnection
<b>Safety reliability data</b>	B10d = 100000

## Environment

<b>Standards</b>	CE IEC 61810-1 (iss. 2)
<b>Ambient air temperature for storage</b>	-40...85 °C
<b>Ambient air temperature for operation</b>	-40...55 °C
<b>Vibration resistance</b>	3 gn, amplitude = +/- 1 mm (f = 10...50 Hz)operating conforming to IEC 60068-2-6 6 gn, amplitude = +/- 1 mm (f = 10...50 Hz)not operating conforming to IEC 60068-2-6
<b>IP degree of protection</b>	IP40 conforming to IEC 60529
<b>Pollution degree</b>	2
<b>Shock resistance</b>	30 gn for not operating conforming to IEC 60068-2-27 10 gn for in operation conforming to IEC 60068-2-27

## Packing Units

<b>Unit Type of Package 1</b>	PCE
<b>Number of Units in Package 1</b>	1
<b>Package 1 Height</b>	2.200 cm
<b>Package 1 Width</b>	2.800 cm
<b>Package 1 Length</b>	4.500 cm
<b>Package 1 Weight</b>	34.000 g
<b>Unit Type of Package 2</b>	BB1
<b>Number of Units in Package 2</b>	10
<b>Package 2 Height</b>	3.000 cm
<b>Package 2 Width</b>	10.300 cm
<b>Package 2 Length</b>	12.600 cm
<b>Package 2 Weight</b>	369.000 g
<b>Unit Type of Package 3</b>	S02

<b>Number of Units in Package 3</b>	270
<b>Package 3 Height</b>	15.000 cm
<b>Package 3 Width</b>	30.000 cm
<b>Package 3 Length</b>	40.000 cm
<b>Package 3 Weight</b>	10.223 kg

## Offer Sustainability

<b>Sustainable offer status</b>	Green Premium product
<b>REACH Regulation</b>	<a href="#">REACH Declaration</a>
<b>REACH free of SVHC</b>	Yes
<b>EU RoHS Directive</b>	Pro-active compliance (Product out of EU RoHS legal scope) <a href="#">EU RoHS Declaration</a>
<b>Toxic heavy metal free</b>	Yes
<b>Mercury free</b>	Yes
<b>China RoHS Regulation</b>	<a href="#">China RoHS declaration</a>
<b>RoHS exemption information</b>	<a href="#">Yes</a>
<b>Environmental Disclosure</b>	<a href="#">Product Environmental Profile</a>
<b>Circularity Profile</b>	<a href="#">End of Life Information</a>
<b>WEEE</b>	The product must be disposed on European Union markets following specific waste collection and never end up in rubbish bins

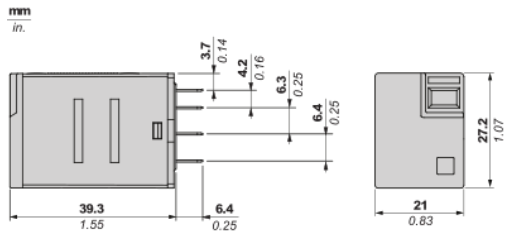
## Contractual warranty

<b>Warranty</b>	18 months
-----------------	-----------

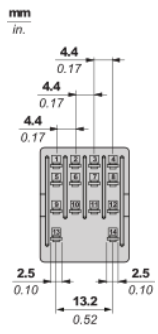
# Bảng thông số sản phẩm **RXM4LB2CD**

## Dimensions Drawings

### Dimensions



Pin Side View

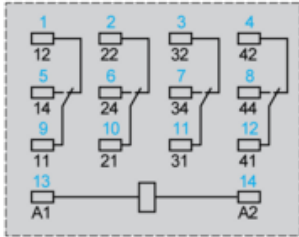
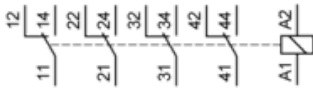


# Bảng thông số sản phẩm **RXM4LB2CD**

Connections and Schema

## Wiring Diagram

---



Symbols shown in blue correspond to Nema marking.

# Bảng thông số sản phẩm **RXM4LB2CD**

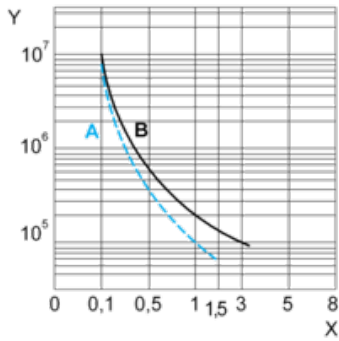
## Performance Curves

### Electrical Durability of Contacts

---

**Durability (inductive load) = durability (resistive load) x reduction coefficient.**

For 4 Poles Relay



**X** : Contact current (A)

**Y** : Durability (Number of operating cycles)

**A** : Inductive load

**B** : Resistive load

**Note** : These are typical curves, actual durability depends on load, environment, duty cycle, etc.

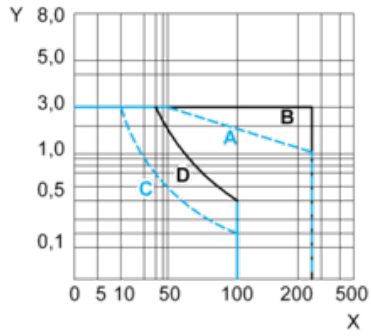
For inductive load, to increase relay life cycles, please add a proper load protection circuit (eg: RC protection/Varistor/free Wheeling diode -DC load only- )

# Bảng thông số sản phẩm RXM4LB2CD

## Performance Curves

### Maximum Switching Capacity

For 4 Poles Relay



**X** : Contact voltage (v)

**Y** : Contact current (A)

**A** : Inductive AC load

**B** : Resistive AC load

**C** : Inductive DC load

**D** : Resistive DC load

**Note** : These are typical curves, actual durability depends on load, environment, duty cycle, etc.

For inductive load, to increase relay life cycles, please add a proper load protection circuit (eg: RC protection/Varistor/free Wheeling diode -DC load only- )

Thay thế được đề xuất