

Bảng thông số sản phẩm

Thông số kỹ thuật



Miniature plug in relay, Harmony, 3A, 4CO, with LED, 120V DC

RXM4LB2F7

Main

Range of product	Harmony Electromechanical Relays
Series name	Miniature
Product or component type	Plug-in relay
Device short name	RXM
Coil interference suppression	Without
Utilisation coefficient	20 %
Sale per indivisible quantity	10

Complementary

Contacts type and composition	4 C/O
Contact operation	Standard
[Uc] control circuit voltage	120 V AC 50/60 Hz
[I _{the}] conventional enclosed thermal current	3 A at -40...55 °C
Status LED	With
Control type	Without push-button
[Ui] rated insulation voltage	250 V conforming to IEC
[U _{imp}] rated impulse withstand voltage	2.5 kV during 1.2/50 µs conforming to IEC 61810-7
Contacts material	Silver alloy (Ag/Ni)
[I _e] rated operational current	3 A (AC-1/DC-1) NO conforming to IEC 1.5 A (AC-1/DC-1) NC conforming to IEC
Minimum switching current	10 mA
Maximum switching voltage	250 V AC 28 V DC
Minimum switching voltage	17 V
Load current	3 A at 250 V AC 3 A at 28 V DC
Maximum switching capacity	750 VA AC 84 W DC
Minimum switching capacity	170 mW
Operating rate	<= 1200 cycles/hour under load <= 18000 cycles/hour no-load

Mechanical durability	10000000 cycles
Electrical durability	100000 cycles for resistive load
Average coil consumption in VA	1.2 AC
Drop-out voltage threshold	$\geq 0.15 U_c$ AC
Operating time	20 ms between coil de-energisation and making of the Off-delay contact 20 ms between coil energisation and making of the On-delay contact
Average resistance	4430 Ohm at 23 °C +/- 10 %
Rated operational voltage limits	96...132 V AC
Protection category	RT I
Test levels	Level A group mounting
Operating position	Any position
CAD overall width	21 mm
CAD overall height	27 mm
CAD overall depth	46 mm
Net weight	0.033 kg
Dielectric strength	2000 V AC between coil and contact with basic insulation 2000 V AC between poles with basic insulation 1000 V AC between contacts with micro disconnection
Safety reliability data	B10d = 100000

Environment

Standards	CE IEC 61810-1 (iss. 2)
Ambient air temperature for storage	-40...85 °C
Ambient air temperature for operation	-40...55 °C
Vibration resistance	3 gn, amplitude = +/- 1 mm (f = 10...50 Hz)operating conforming to IEC 60068-2-6 6 gn, amplitude = +/- 1 mm (f = 10...50 Hz)not operating conforming to IEC 60068-2-6
IP degree of protection	IP40 conforming to IEC 60529
Pollution degree	2
Shock resistance	30 gn for not operating conforming to IEC 60068-2-27 10 gn for in operation conforming to IEC 60068-2-27

Packing Units

Unit Type of Package 1	PCE
Number of Units in Package 1	1
Package 1 Height	2.094 cm
Package 1 Width	2.746 cm
Package 1 Length	4.582 cm
Package 1 Weight	34.0 g

Offer Sustainability

Sustainable offer status	Green Premium product
REACH Regulation	REACH Declaration
REACH free of SVHC	Yes
EU RoHS Directive	Pro-active compliance (Product out of EU RoHS legal scope) EU RoHS Declaration

Toxic heavy metal free	Yes
Mercury free	Yes
China RoHS Regulation	China RoHS declaration
RoHS exemption information	Yes
Environmental Disclosure	Product Environmental Profile
Circularity Profile	End of Life Information
WEEE	The product must be disposed on European Union markets following specific waste collection and never end up in rubbish bins

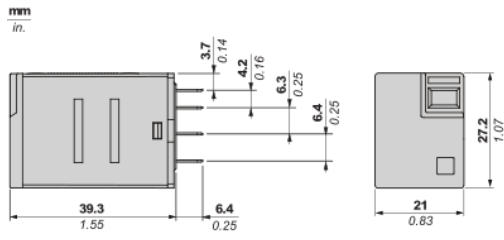
Contractual warranty

Warranty	18 months
-----------------	-----------

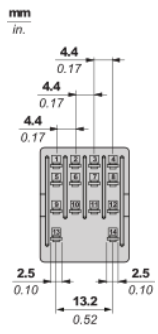
Bảng thông số sản phẩm **RXM4LB2F7**

Dimensions Drawings

Dimensions



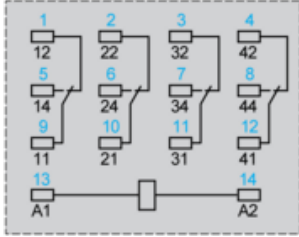
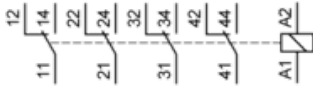
Pin Side View



Bảng thông số sản phẩm **RXM4LB2F7**

Connections and Schema

Wiring Diagram



Symbols shown in blue correspond to Nema marking.

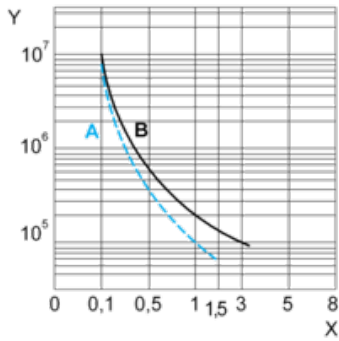
Bảng thông số sản phẩm **RXM4LB2F7**

Performance Curves

Electrical Durability of Contacts

Durability (inductive load) = durability (resistive load) x reduction coefficient.

For 4 Poles Relay



X : Contact current (A)

Y : Durability (Number of operating cycles)

A : Inductive load

B : Resistive load

Note : These are typical curves, actual durability depends on load, environment, duty cycle, etc.

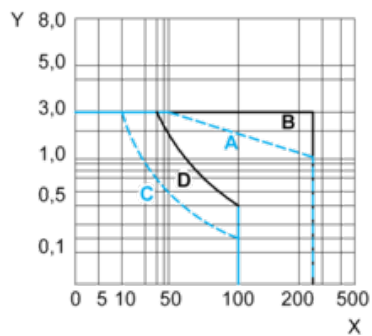
For inductive load, to increase relay life cycles, please add a proper load protection circuit (eg: RC protection/Varistor/free Wheeling diode -DC load only-)

Bảng thông số sản phẩm RXM4LB2F7

Performance Curves

Maximum Switching Capacity

For 4 Poles Relay



X : Contact voltage (v)

Y : Contact current (A)

A : Inductive AC load

B : Resistive AC load

C : Inductive DC load

D : Resistive DC load

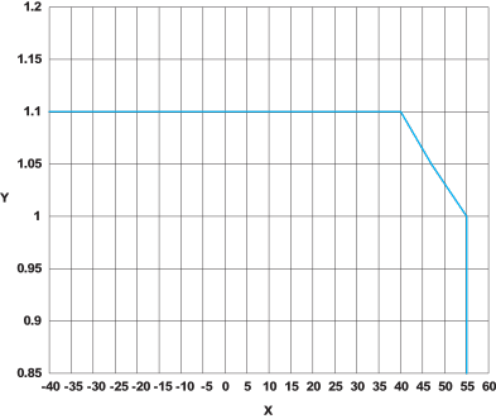
Note : These are typical curves, actual durability depends on load, environment, duty cycle, etc.

For inductive load, to increase relay life cycles, please add a proper load protection circuit (eg: RC protection/Varistor/free Wheeling diode -DC load only-)

Bảng thông số sản phẩm RXM4LB2F7

Performance Curves

AC Coil Voltage and Operating Temperature under continuous duty



X : Operating temperature (°C)

Y : AC coil voltage (UC)

Thay thế được đề xuất