

# Bảng thông số sản phẩm

Thông số kỹ thuật



miniature plug in relay, Harmony Electromechanical Relays, 6A, 4CO, with LED, lockable test but to n, 110V DC

RXM4AB2FD

## Main

|                               |                                  |
|-------------------------------|----------------------------------|
| Range Of Product              | Harmony Electromechanical Relays |
| Series Name                   | Miniature                        |
| Product Or Component Type     | Plug-in relay                    |
| Device Short Name             | RXM                              |
| Contacts Type And Composition | 4 C/O                            |
| [Uc] Control Circuit Voltage  | 110 V DC                         |
| Status Led                    | With                             |
| Control Type                  | Lockable test button             |
| Utilisation Coefficient       | 20 %                             |

## Complementary

|  |   |
|--|---|
| Shape Of Pin                           | Flat  |
| [Ui] Rated Insulation Voltage          | 250 V conforming to IEC<br>300 V conforming to CSA<br>300 V conforming to UL  |
| [Uimp] Rated Impulse Withstand Voltage | 2.5 kV during 1.2/50 $\mu$ s  |
| Contacts Material                      | AgNi  |
| [Ie] Rated Operational Current         | 3 A at 28 V (DC) NC conforming to IEC<br>3 A at 250 V (AC) NC conforming to IEC<br>6 A at 28 V (DC) NO conforming to IEC<br>6 A at 250 V (AC) NO conforming to IEC<br>6 A at 277 V (AC) conforming to UL<br>8 A at 30 V (DC) conforming to UL |
| Continuous Output Current              | 5 A   |
| Maximum Switching Voltage              | 250 V conforming to IEC   |
| Resistive Rated Load                   | 6 A at 250 V AC<br>6 A at 28 V DC   |
| Maximum Switching Capacity             | 1500 VA/168 W   |
| Minimum Switching Capacity             | 170 mW at 10 mA, 17 V   |
| Operating Rate                         | $\leq$ 1200 cycles/hour under load<br>$\leq$ 18000 cycles/hour no-load  |
| Mechanical Durability                  | 10000000 cycles   |
| Electrical Durability                  | 100000 cycles for resistive load  |
| Average Coil Consumption               | 0.9 W   |
| Drop-Out Voltage Threshold             | $\geq$ 0.1 Uc   |

|   |                             |
|---|-----------------------------|
| <b>Operate Time</b>                     | 20 ms                       |
| <b>Release Time</b>                     | 20 ms                       |
| <b>Average Coil Resistance</b>          | 13440 Ohm at 20 °C +/- 10 % |
| <b>Rated Operational Voltage Limits</b> | 88...121 V DC               |
| <b>Safety Reliability Data</b>          | B10d = 100000               |
| <b>Protection Category</b>              | RT I                        |
| <b>Test Levels</b>                      | Level A group mounting      |
| <b>Operating Position</b>               | Any position                |
| <b>Cad Overall Height</b>               | 79 mm                       |
| <b>Cad Overall Depth</b>                | 78.45 mm                    |
| <b>Net Weight</b>                       | 0.037 kg                    |
| <b>Device Presentation</b>              | Complete product            |

## Environment

|  |  |
|--|--|
| <b>Dielectric Strength</b>                   | 1300 V AC between contacts with micro disconnection<br>2000 V AC between coil and contact with basic insulation<br>2000 V AC between poles with basic insulation |
| <b>Product Certifications</b>                | GOST<br>CE<br>UL<br>Lloyd's<br>CSA   |
| <b>Standards</b>                             | CSA C22.2 No 14<br>UL 508<br>IEC 61810-1   |
| <b>Ambient Air Temperature For Storage</b>   | -40...85 °C  |
| <b>Ambient Air Temperature For Operation</b> | -40...55 °C  |
| <b>Vibration Resistance</b>                  | 3 gn, amplitude = +/- 1 mm (f = 10...150 Hz)5 cycles in operation<br>5 gn, amplitude = +/- 1 mm (f = 10...150 Hz)5 cycles not operating                          |
| <b>Ip Degree Of Protection</b>               | IP40 conforming to IEC 60529   |
| <b>Shock Resistance</b>                      | 10 gn for in operation<br>30 gn for not operating  |
| <b>Pollution Degree</b>                      | 2  |

## Packing Units

|                                     |         |
|-------------------------------------|---------|
| <b>Unit Type Of Package 1</b>       | PCE     |
| <b>Number Of Units In Package 1</b> | 1       |
| <b>Package 1 Height</b>             | 10.9 cm |
| <b>Package 1 Width</b>              | 2.1 cm  |
| <b>Package 1 Length</b>             | 2.72 cm |
| <b>Package 1 Weight</b>             | 37.0 g  |
| <b>Unit Type Of Package 2</b>       | BB1     |
| <b>Number Of Units In Package 2</b> | 10      |
| <b>Package 2 Height</b>             | 3.0 cm  |
| <b>Package 2 Width</b>              | 10.2 cm |
| <b>Package 2 Length</b>             | 12.5 cm |

|                              |           |
|------------------------------|-----------|
| Package 2 Weight             | 400.0 g   |
| Unit Type Of Package 3       | S02       |
| Number Of Units In Package 3 | 240       |
| Package 3 Height             | 15.0 cm   |
| Package 3 Width              | 30.0 cm   |
| Package 3 Length             | 40.0 cm   |
| Package 3 Weight             | 10.108 kg |

## Contractual warranty

|          |           |
|----------|-----------|
| Warranty | 18 months |
|----------|-----------|

## Bền vững

Nhãn **Green Premium™** là cam kết của Schneider Electric trong việc cung cấp sản phẩm với hiệu suất môi trường tốt nhất. Green Premium cam kết tuân thủ các quy định mới nhất, minh bạch về tác động môi trường, cũng như các sản phẩm tuần hoàn và CO<sub>2</sub> thấp.

**Hướng dẫn đánh giá tính bền vững của sản phẩm** là tài liệu kỹ thuật phổ thông giúp làm rõ các tiêu chuẩn nhân sinh thái toàn cầu và cách diễn giải việc khai báo môi trường.

[Tìm hiểu thêm về Green Premium >](#)

[Hướng dẫn đánh giá về sự bền vững của sản phẩm >](#)



Minh bạch RoHS/REACH

## Hiệu suất sức khỏe

Reach Free Of Svhc

Toxic Heavy Metal Free

Mercury Free

Rohs Exemption Information Yes

## Chứng nhận & Tiêu chuẩn

Reach Regulation

[REACH Declaration](#)

Eu Rohs Directive

Pro-active compliance (Product out of EU RoHS legal scope)

[EU RoHS Declaration](#)

China Rohs Regulation

[China RoHS declaration](#)

Environmental Disclosure

[Product Environmental Profile](#)

Weee

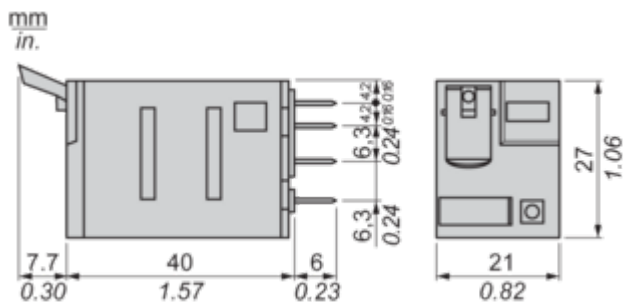
The product must be disposed on European Union markets following specific waste collection and never end up in rubbish bins

Circularity Profile

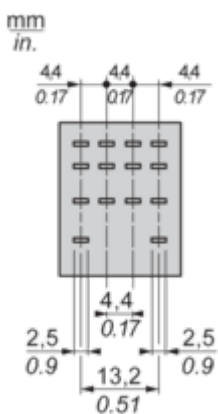
[End of Life Information](#)

**Dimensions**

---

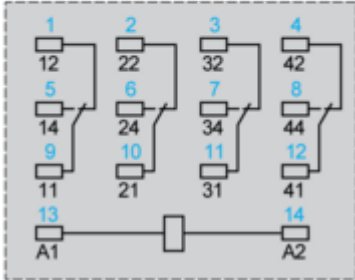
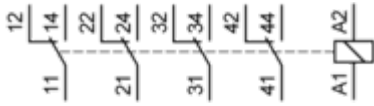


Pin Side View



**Wiring Diagram**

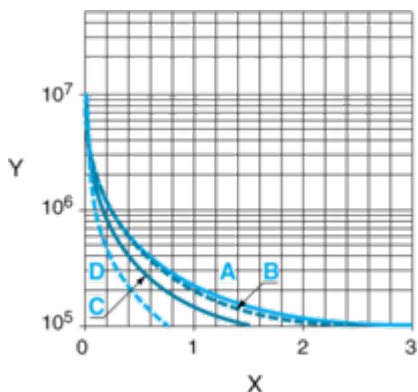
---



Symbols shown in blue correspond to Nema marking.

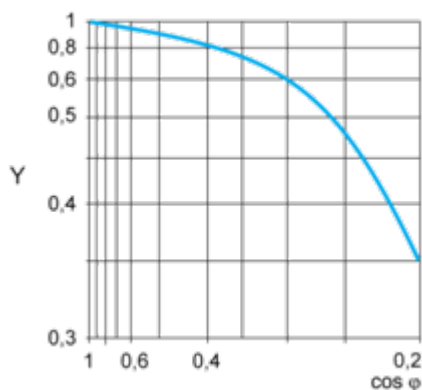
**Electrical Durability of Contacts**

**Durability (inductive load) = durability (resistive load) x reduction coefficient.**  
Resistive AC load

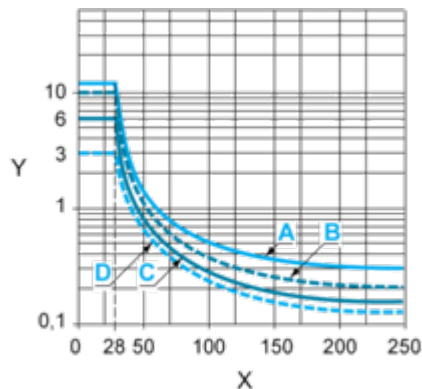


- X Switching capacity (kVA)
- Y Durability (Number of operating cycles)
- A RXM2AB...
- B RXM3AB...
- C RXM4AB...
- D RXM4GB...

Reduction coefficient for inductive AC load (depending on power factor  $\cos \phi$ )



- Y Reduction coefficient (A)
- Maximum switching capacity on resistive DC load



- X Voltage DC
- Y Current DC
- A RXM2AB...
- B RXM3AB...
- C RXM4AB...

D RXM4GB...

**Note** : These are typical curves, actual durability depends on load, environment, duty cycle, etc.

For inductive load, to increase relay life cycles, please add a proper load protection circuit (eg: RC protection/Varistor/free Wheeling diode -DC load only- ).

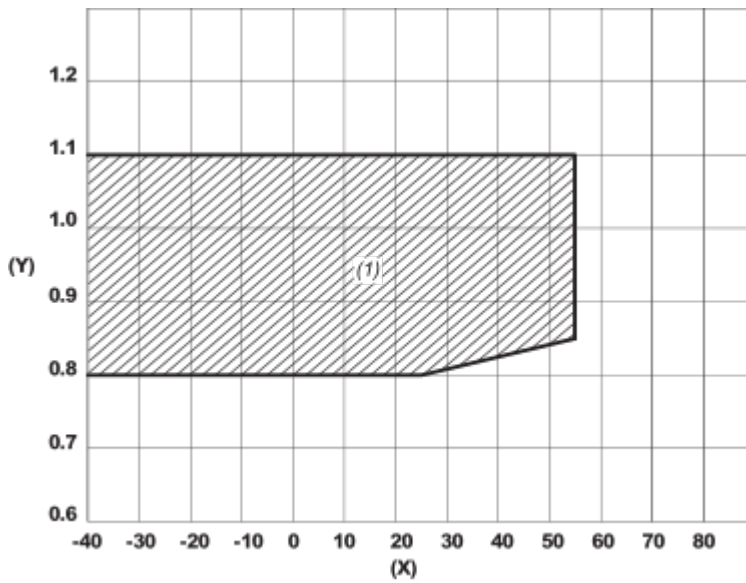
For low level loads (below 10mA), we recommend to use RXM\*GB series with bifurcated contacts relays instead.



Coil Operating Range

---

DC Coil Operating Range VS Ambient Temperature



X : Ambient temperature (°C)

Y : AC coil voltage (U/Uc)

(1) Permitted operating range area