

Product data sheet

Specifications



miniature plug in relay, Harmony Electromechanical Relays, 10A, 3CO, with LED, lockable test but to n, 110V DC

RXM3AB2FD

Product availability: Stock - Normally stocked in distribution facility

Price*: 8.05 USD

Main

Range Of Product	Harmony Electromechanical Relays
Series Name	Miniature
Product Or Component Type	Plug-in relay
Device Short Name	RXM
Contacts Type And Composition	3 C/O
[Uc] Control Circuit Voltage	110 V DC
Status Led	With
Control Type	Lockable test button
Utilisation Coefficient	20 %

Complementary

Shape Of Pin	Flat
[Ui] Rated Insulation Voltage	250 V IEC 300 V CSA 300 V UL
[Uimp] Rated Impulse Withstand Voltage	4 kV 1.2/50 µs
Contacts Material	AgNi
[Ie] Rated Operational Current	10 A 28 V DC) NO IEC 10 A 250 V AC) NO IEC 5 A 28 V DC) NC IEC 5 A 250 V AC) NC IEC 10 A 30 V DC) UL 10 A 277 V AC) UL
Continuous Output Current	6.7 A
Maximum Switching Voltage	250 V IEC
Resistive Rated Load	10 A 250 V AC 10 A 28 V DC
Maximum Switching Capacity	2500 VA/280 W
Minimum Switching Capacity	170 mW 10 mA, 17 V
Operating Rate	<= 1200 cycles/hour under load <= 18000 cycles/hour no-load
Mechanical Durability	10000000 cycles
Electrical Durability	100000 cycles resistive
Average Coil Consumption	0.9 W

Price is "List Price" and may be subject to a trade discount – check with your local distributor or retailer for actual price.

Drop-Out Voltage Threshold	>= 0.1 Uc
Operate Time	20 ms
Release Time	20 ms
Average Coil Resistance	13440 Ohm 20 °C +/- 10 %
Rated Operational Voltage Limits	88...121 V DC
Safety Reliability Data	B10d = 100000
Protection Category	RT I
Test Levels	Level A group mounting
Operating Position	Any position
Cad Overall Height	3.26 in (82.8 mm)
Cad Overall Depth	3.16 in (80.35 mm)
Net Weight	0.08 lb(US) (0.037 kg)
Device Presentation	Complete product

Environment

Dielectric Strength	1300 V AC between contacts with micro disconnection 2000 V AC between coil and contact 2000 V AC between poles
Product Certifications	CSA Lloyd's UL CE GOST
Standards	UL 508 IEC 61810-1 CSA C22.2 No 14
Ambient Air Temperature For Storage	-40...185 °F (-40...85 °C)
Ambient Air Temperature For Operation	-40...131 °F (-40...55 °C)
Vibration Resistance	3 gn +/- 1 mm 10...150 Hz)5 cycles in operation 5 gn +/- 1 mm 10...150 Hz)5 cycles not operating
Ip Degree Of Protection	IP40 conforming to IEC 60529
Shock Resistance	10 gn in operation 30 gn not operating
Pollution Degree	2

Ordering and shipping details

Category	21127-ZELIO ICE CUBE RELAYS
Discount Schedule	CP2
Gtin	3389119403672
Returnability	No
Country Of Origin	CN

Packing Units

Unit Type Of Package 1	PCE
Number Of Units In Package 1	1
Package 1 Height	1.61 in (4.1 cm)

Package 1 Width	0.83 in (2.1 cm)
Package 1 Length	1.10 in (2.8 cm)
Package 1 Weight	1.38 oz (39 g)
Unit Type Of Package 2	BB1
Number Of Units In Package 2	10
Package 2 Height	1.22 in (3.1 cm)
Package 2 Width	4.06 in (10.3 cm)
Package 2 Length	4.92 in (12.5 cm)
Package 2 Weight	14.22 oz (403 g)
Unit Type Of Package 3	S01
Number Of Units In Package 3	120
Package 3 Height	5.91 in (15 cm)
Package 3 Width	5.91 in (15 cm)
Package 3 Length	15.75 in (40 cm)
Package 3 Weight	11.16 lb(US) (5.061 kg)

Contractual warranty

Warranty	18 months
-----------------	-----------

Sustainability

Green Premium™ label is Schneider Electric's commitment to delivering products with best-in-class environmental performance. Green Premium promises compliance with the latest regulations, transparency on environmental impacts, as well as circular and low-CO₂ products.

Guide to assessing product sustainability is a white paper that clarifies global eco-label standards and how to interpret environmental declarations.

[Learn more about Green Premium >](#)

[Guide to assess a product's sustainability >](#)



Transparency RoHS/REACH

Well-being performance

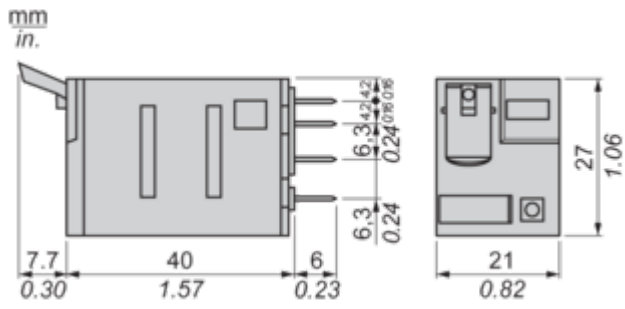
Reach Free Of Svhc

Rohs Exemption Information Yes

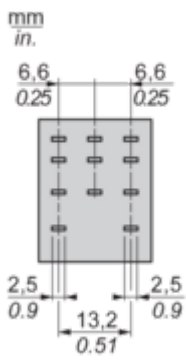
Certifications & Standards

Reach Regulation	REACH Declaration
Eu Rohs Directive	Pro-active compliance (Product out of EU RoHS legal scope) EU RoHS Declaration
China Rohs Regulation	China RoHS declaration
Environmental Disclosure	Product Environmental Profile
Weee	The product must be disposed on European Union markets following specific waste collection and never end up in rubbish bins.
Circularity Profile	End of Life Information
California Proposition 65	WARNING: This product can expose you to chemicals including: Nickel compounds, which is known to the State of California to cause cancer, and Di-isodecyl phthalate (DIDP), which is known to the State of California to cause birth defects or other reproductive harm. For more information go to www.P65Warnings.ca.gov

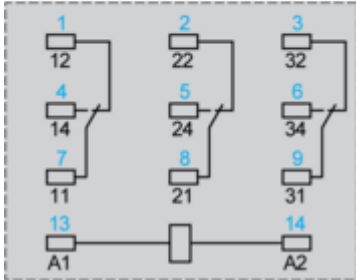
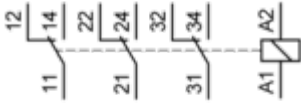
Dimensions



Pin Side View



Wiring Diagram



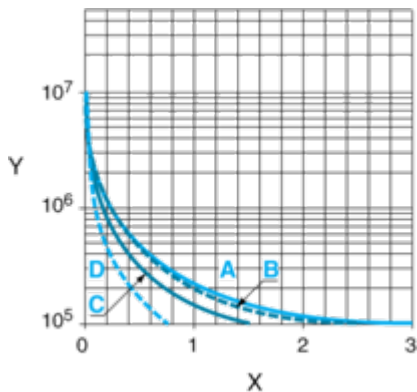
Symbols shown in blue correspond to Nema marking.

Performance Curves

Electrical Durability of Contacts

Durability (inductive load) = durability (resistive load) x reduction coefficient.

Resistive AC load



X Switching capacity (kVA)

Y Durability (Number of operating cycles)

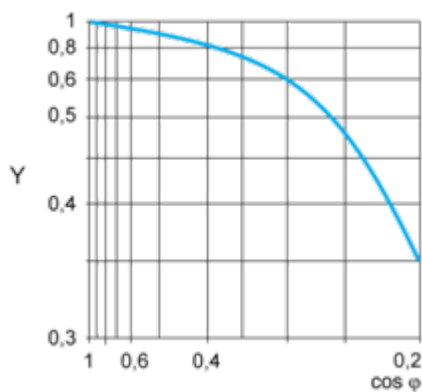
A RXM2AB...

B RXM3AB...

C RXM4AB...

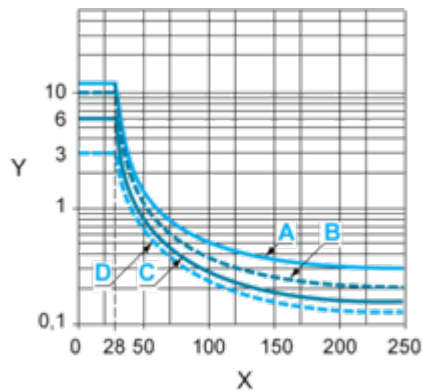
D RXM4GB...

Reduction coefficient for inductive AC load (depending on power factor cos φ)



Y Reduction coefficient (A)

Maximum switching capacity on resistive DC load



X Voltage DC

Y Current DC

A RXM2AB...

B RXM3AB...

C RXM4AB...

D RXM4GB...

D RXM4GB...

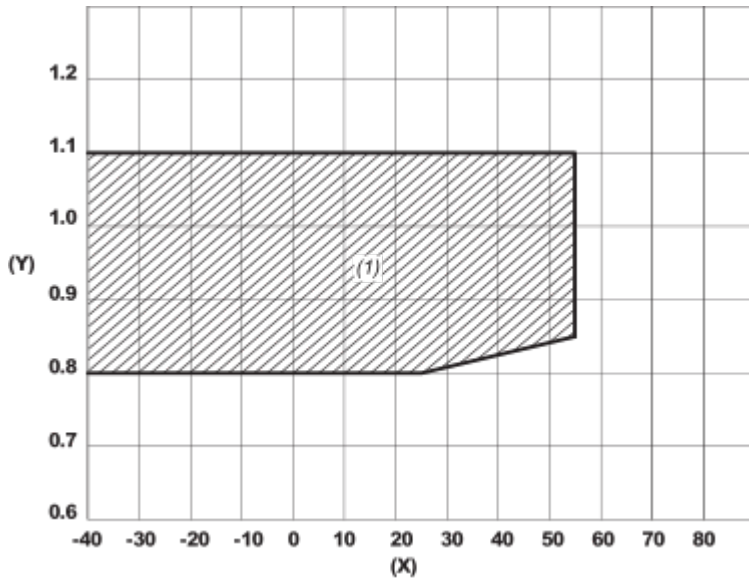
Note : These are typical curves, actual durability depends on load, environment, duty cycle, etc.

For inductive load, to increase relay life cycles, please add a proper load protection circuit (eg: RC protection/Varistor/free Wheeling diode -DC load only-).

For low level loads (below 10mA), we recommend to use RXM*GB series with bifurcated contacts relays instead.

Coil Operating Range

DC Coil Operating Range VS Ambient Temperature



X : Ambient temperature (°C)

Y : AC coil voltage (U/Uc)

(1) Permitted operating range area